

Isolation amplifier - MACX MCR-SL-2NAM-RO - 2865049

Please be informed that the data shown in this PDF Document is generated from our Online Catalog. Please find the complete data in the user's documentation. Our General Terms of Use for Downloads are valid (<http://phoenixcontact.com/download>)




NAMUR 2-channel signal conditioner for operating proximity sensors and switches. The signals are transferred to the control level using relay outputs (N/O contact). Line fault detection, 3-way electrical isolation, SIL 2, screw connection.

Your advantages

- ✓ Power supply and error indication possible via DIN rail connector
- ✓ Up to SIL 2 according to EN 61508
- ✓ Installation in zone 2, protection type "n" (EN 60079-15) permitted
- ✓ Line fault detection (LFD), can be activated/deactivated, error indicated by red flashing LED with de-excitation of output relay
- ✓ LED indicators for supply voltage, switching state, and malfunction according to NAMUR NE 44
- ✓ Relay signal output (N/O contact)
- ✓ Direction of operation can be selected (operating or closed circuit current behavior)
- ✓ Input for NAMUR proximity sensors (EN 60947-5-6), floating contacts or contacts with resistance circuit
- ✓ 2-channel
- ✓ 3-way electrical isolation



Key Commercial Data

Packing unit	1 pc
GTIN	 4 046356 492072
GTIN	4046356492072

Technical data

Note

Utilization restriction	EMC: class A product, see manufacturer's declaration in the download area
-------------------------	---

Dimensions

Width	12.5 mm
Height	112.5 mm

Isolation amplifier - MACX MCR-SL-2NAM-RO - 2865049

Technical data

Dimensions

Depth	114.5 mm
-------	----------

Ambient conditions

Ambient temperature (operation)	-20 °C ... 60 °C (Any mounting position)
Ambient temperature (storage/transport)	-40 °C ... 85 °C
Maximum altitude	≤ 2000 m
Permissible humidity (operation)	5 % ... 95 % (non-condensing)
Noise immunity	EN 61000-6-2 EN 61326

Input data

Non-load voltage	~ 8 V DC
Switching points (attenuated)	< 1.2 mA (blocking)
Switching points (unattenuated)	> 2.1 mA (conductive)
Available input sources	NAMUR proximity sensors (EN 60947-5-6)
Short-circuit current	~ 8 mA
Switching hysteresis	< 0.2 mA
Line fault detection	Break 0.05 mA < IIN < 0.35 mA
	Short circuit 100 Ω < RSensor < 360 Ω

Output data

Switching output	Relay output
Contact type	1 N/O contact per channel
Contact material	AgSnO ₂ , hard gold-plated
Maximum switching voltage	250 V AC (2 A)
	120 V DC (0.2 A)
	30 V DC (2 A)
Maximum switching capacity	500 VA
Mechanical service life	10 ⁷ cycles
Switching frequency	≤ 20 Hz (without load)

Power supply

Nominal supply voltage	24 V DC
Supply voltage range	19.2 V DC ... 30 V DC (24 V DC -20%...+25%)
Max. current consumption	35 mA (24 V DC)
Power dissipation	< 1 W
Power consumption	< 1 W

Connection data

Conductor cross section solid min.	0.2 mm ²
Conductor cross section solid max.	2.5 mm ²
Conductor cross section flexible min.	0.2 mm ²
Conductor cross section flexible max.	2.5 mm ²
Conductor cross section AWG min.	24

Isolation amplifier - MACX MCR-SL-2NAM-RO - 2865049

Technical data

Connection data

Conductor cross section AWG max.	14
Stripping length	7 mm
Screw thread	M3
Connection method	Screw connection
Tightening torque, min	0.5 Nm
Tightening torque max	0.6 Nm

General

No. of channels	2
Status display	Green LED (supply voltage) LED yellow (switching state) Red LED (line errors)
Flammability rating according to UL 94	V0
Degree of pollution	2
Overvoltage category	III
Electromagnetic compatibility	Conformance with EMC directive
Interference emission	EN 61000-6-4
Housing material	PA 6.6-FR
Color	gray
Designation	Input/supply, DIN rail connector
Electrical isolation	300 V _{rms} (Rated insulation voltage (overvoltage category II; degree of pollution 2, safe isolation as per EN 61010-1))
Designation	Output 1/output 2/input, power supply, DIN rail connector
Electrical isolation	300 V _{rms} (Rated insulation voltage (overvoltage category III; degree of pollution 2, safe isolation as per EN 61010-1))
Designation	Output 1/output 2/input/power supply, DIN rail connector
Electrical isolation	2.5 kV (50 Hz, 1 min., test voltage)
Conformance	CE-compliant, additionally EN 61326-1
ATEX	# II 3 G Ex nA nC IIC T4 Gc X
UL, USA/Canada	UL 508 Listed UL 61010 Listed Class I, Div. 2, Groups A, B, C, D T4 Class I, Zone 2, Group IIC T4
SIL	2

Safety characteristic data

Integrity requirement	IEC 61508 - Low demand
Designation	Non-inverted operation
Equipment type	Type A
Safety Integrity Level (SIL)	2
Safe Failure Fraction (SFF)	78 %
λ_{SU}	2.49×10^{-7} (249 FIT)

Isolation amplifier - MACX MCR-SL-2NAM-RO - 2865049

Technical data

Safety characteristic data

λ_{SD}	6×10^{-9} (6 FIT)
λ_{DU}	6.4×10^{-8} (64 FIT)
λ_{DD}	7×10^{-9} (7 FIT)
Probability of a hazardous failure on demand (PFD _{AVG})	3.09×10^{-4} (1 year)
	6.17×10^{-4} (2 years)
	1.54×10^{-3} (5 years)
Diagnostic coverage (DC)	DC _S = 2.4 %, DC _D = 9 %
Integrity requirement	IEC 61508 - Low demand
Designation	Inverted operation
Equipment type	Type A
Safety Integrity Level (SIL)	2
Safe Failure Fraction (SFF)	78 %
λ_{SU}	2.48×10^{-7} (248 FIT)
λ_{SD}	1×10^{-9} (1 FIT)
λ_{DU}	6.2×10^{-8} (62 FIT)
λ_{DD}	6×10^{-9} (6 FIT)
Probability of a hazardous failure on demand (PFD _{AVG})	3.01×10^{-4} (1 year)
	6.02×10^{-4} (2 years)
	1.5×10^{-3} (5 years)
Diagnostic coverage (DC)	DC _S = 0.4 %, DC _D = 8 %
Safety Integrity Level (SIL)	1

EMC data

Designation	Electromagnetic RF field
Standards/regulations	EN 61000-4-3
Evaluation criterion	A
Designation	Fast transients (burst)
Standards/regulations	EN 61000-4-4
Evaluation criterion	A
Designation	Conducted interferences
Standards/regulations	EN 61000-4-6
Evaluation criterion	A

Standards and Regulations

Electromagnetic compatibility	Conformance with EMC directive
Noise emission	EN 61000-6-4
Designation	Electromagnetic RF field
Standards/regulations	EN 61000-4-3
Evaluation criterion	A
Standards/regulations	EN 61000-4-4

Isolation amplifier - MACX MCR-SL-2NAM-RO - 2865049

Technical data

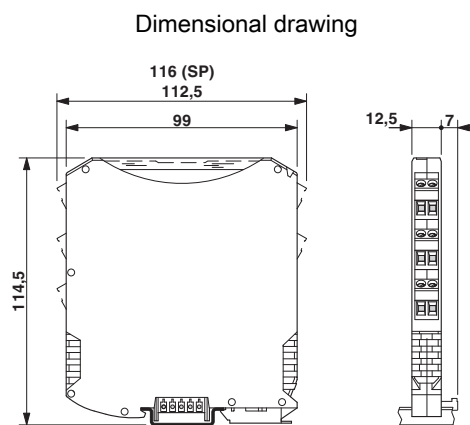
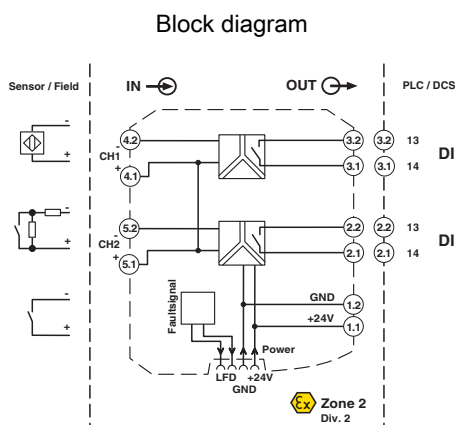
Standards and Regulations

Designation	Conducted interferences
Standards/regulations	EN 61000-4-6
Evaluation criterion	A
Flammability rating according to UL 94	V0
Conformance	CE-compliant, additionally EN 61326-1
ATEX	# II 3 G Ex nA nC IIC T4 Gc X
UL, USA/Canada	UL 508 Listed
	UL 61010 Listed
	Class I, Div. 2, Groups A, B, C, D T4
	Class I, Zone 2, Group IIC T4
DNV GL-Temperature	B
DNV GL-Humidity	B
DNV GL-Vibration	A
DNV GL-EMC	B
DNV GL-Enclosure	Required protection according to the Rules shall be provided upon installation on board

Environmental Product Compliance

China RoHS	Environmentally Friendly Use Period = 50
	For details about hazardous substances go to tab "Downloads", Category "Manufacturer's declaration"

Drawings



Approvals

Approvals

Approvals

DNV GL / UL Listed / cUL Listed / Functional Safety / cULus Listed

Isolation amplifier - MACX MCR-SL-2NAM-RO - 2865049

Approvals

Ex Approvals

ATEX / UL Listed / cUL Listed / EAC Ex / cULus Listed

Approval details

DNV GL		https://approvalfinder.dnvgl.com/	TAA00000AG
--------	--	---	------------

UL Listed		http://database.ul.com/cgi-bin/XYV/template/LISEXT/1FRAME/index.htm	FILE E 330267
-----------	--	---	---------------

cUL Listed		http://database.ul.com/cgi-bin/XYV/template/LISEXT/1FRAME/index.htm	FILE E 330267
------------	--	---	---------------

Functional Safety			07-06-39 R005 V2R2
-------------------	--	--	--------------------

cULus Listed			
--------------	--	--	--

Phoenix Contact 2019 © - all rights reserved
<http://www.phoenixcontact.com>

PHOENIX CONTACT GmbH & Co. KG
Flachsmarktstr. 8
32825 Blomberg
Germany
Tel. +49 5235 300
Fax +49 5235 3 41200
<http://www.phoenixcontact.com>